



THE KINGS THEATRE
TECHNICAL
SPECIFICATION

Kingsbarton Street, Gloucester, GL1 1QX

CONTENTS

This document provides guidance with regards to the available technical facilities at the Kings Theatre. Please check with regards to the availability of specific items of equipment should they be critical to your production. The Kings Theatre will not be held responsible for any costs incurred resulting from information, omissions from this document or assumptions made. It is the responsibility of the visiting company to check all critical information with theatre staff.

	Page
SECTION A – General Information	3
SECTION B – Stage Information & Equipment	4
SECTION C – Stage Lighting	5
SECTION D – Audio & Comms	7
SECTION E – Access Equipment	7
SECTION F – Notes to company Manager	7
APPENDIX A – Lighting Circuit Plan	8
APPENDIX B – Stage Plan & Approximate dimensions	9
APPENDIX C – Preset Lighting Rig	10

SECTION A - GENERAL INFORMATION

The Kings Theatre is a community run venue and as such has no direct employees. Any assistance is provided on a voluntary basis and should so be recognised.

- i. Times and details of get in and fit up or any additional technical requirements must be advised to the Theatre at least 4 working weeks before you take occupation.
- ii. Any Company or act intending to use pyrotechnics on stage should notify the Technical Manager prior to arrival. Full risk and method statements must be provided and reviewed by Theatre Staff before the use of Pyrotechnics by a visiting company. It is the Hirers responsibility to ensure that a competent person is charge of operating any Pyrotechnics and evidence of such should be provided to the Theatre.
- iii. Painting and construction of sets on stage is permitted however the theatre must be returned to the condition in which you find it. **The painting and construction of sets within the auditorium is strictly prohibited.**
- iv. Sets or flats may be screwed, or mechanically fixed to the stage floor and walls. The Theatre reserves the right to charge for reasonable making good at the discretion of the Duty Manager.
- v. All sets, drapes and props etc. should be adequately fireproofed to EN13501-1 Euro class C as a minimum prior to use at the theatre. The Theatre reserves the right to refuse the use of sets, drapes and props which are deemed not to comply with the regulations.
- vi. Technical staff will be happy to discuss any issues and offer advice during your get in period. Should you require theatre staff to make themselves responsible for specific aspects of your production a technical rider should be presented to the Technical Manager **at least 4 working weeks in advance. We reserve the right to charge reasonable expenses for our production staff.**
- vii. Only authorised personnel are permitted into the Control Room.
- viii. The theatre recommends that appropriate PPE is worn whilst setting up on stage and reserves the right to request production risk assessments from visiting companies.
- ix. Please note the removal of ALL waste arising from a production is the responsibility of the visiting company. We currently do not have a waste collection from the council therefore: **there will be an additional charge for the disposal of any debris or waste left by visiting companies.**

1. Contacts

Email: technical@kingstheatregloucester.co.uk

Telephone: 01452 300130

2. Parking

The theatre is ideally placed in the centre of Gloucester, just a five minute walk from the bus and railway stations. Excellent well-lit car parks can be found in Nettleton Road and Hampden Way. Both are free after 18.30 and only a short walk away. There is also a limited amount of space in Kingsbarton Street itself. For more information and updated costs and opening times please see:

<http://www.gloucester.gov.uk/Website/Parking/CarParksinGloucester/CarParksinGloucester.aspx>

3. Electrical Equipment

All lighting and electrical equipment brought into the theatre should be in a safe condition and fit for use. The Theatre and technical staff reserve the right to ask for copies of all relevant test certificates prior to use.

UNDER NO CIRCUMSTANCES MUST ANY VISITING COMPANY ADAPT OR ALTER ANY CABLING OR FIXED INSTALLATION WITHOUT THE EXPRESS PERMISSION OF A MEMBER OF THE TECHNICAL STAFF. The Kings Theatre reserves the right to charge for all necessary replacement as a result of damage or misuse at the full cost of the hiring company.

4. Smoking

The Kings Theatre operates a no smoking policy throughout the building.

SECTION B – STAGE INFORMATION & EQUIPMENT

1. General

Working lights are operated from the SL wing via a traditional light switch.

Access to the stage for set delivery is via a set of standard height double doors in the auditorium parallel to Kingsbarton Street.

2. Stage Dimensions

Stage Depth: 6400mm (to rear platform)

Upstage Width: 5750mm (note radiators fixed to reveal walls)

Proscenium Width: approx. 8100mm

Proscenium Height: 3100mm

Height to Grid: 4535mm

Clear Working Height: 4000mm (subject to traverse curtain track rigged centre stage)

3. Dressing Rooms

Dressing Room 1 is below stage level, dressing rooms 2 & 3 are above and accessed via the rear of the stage or via fixed vertical access ladders from the backstage corridor. Each dressing room has capacity for 6-8 performers.

All dressing rooms have sinks and generous mirrors/lighting.

4. Stage Equipment & Masking

- i. 3 nr 2400mm x 1200mm rostra, comprising of 300mm high folding timber frame and 18mm thick black painted plywood top.

- ii. Masking flats – two pairs of permanently hinged and black painted plywood faced flats 3ft wide x 9ft high.
- iii. Trap door – 800mm square on the centre line of the stage, approximately 2400mm from the rear face of the proscenium arch.
- iv. FOH tabs – twin bottle green tabs operated using electric motor from the SL prompt corner.
- v. Mid stage traverse –Twin black curtain tabs operated by draw cords SL.
- vi. Up stage traverse adjacent to raised platform – Twin black Bolton curtain tabs operated by draw cord SL.
- vii. 3 nr 750mm deep borders provide generic masking to the grid. 2 additional borders are available on request.
- viii. Black curtain legs on pivot mounts provide masking to SL & SR wings – 3 nr 4 ft wide drops to each wing as standard with 2 nr additional legs available on request.

Cyclorama – the rear wall of the stage is painted white.

A thundersheet is also available and can be found suspended in the SR wing.

5. Stage Power

Stage power is available via 4 pairs of wall mounted 13amp ring main circuits at low level. In addition there are 4 nr switchable 15amp “hot power” outlets in the control room which can be patched to the IWB circuits.

6. Control

The control room is situated in a separate box at high level to the rear of the auditorium. Access is via a fixed vertical access ladder in the Box Office / Cloak Room.

SECTION C - STAGE LIGHTING

The theatre only carries limited spare lamps to suit the available lantern stock. If the theatre staff believe that the lighting technician’s actions are causing an unreasonable number of lamps to blow the theatre reserves the right to add the charge of the lanterns onto the visiting company’s invoice.

Gels are NOT provided by the theatre as standard. Please inform the Technical Manager as soon as possible if you wish to make use of the theatre gel. Availability of particular colours cannot always be guaranteed.

Control

Zero 88 Solution 48 lighting console. The desk has a maximum of 48 manual faders, 2 scene preset control, 4 universes of DMX and the capability to control up to 248 intelligent fixtures.

We request that only experienced operatives are allowed to use the control desk. A single 5 pin dmx feed runs from the control room to the SL wing.

Dimmers

The theatre currently has 36 ways of dimming across 55 circuits consisting of 4 nr Light Processor 610, 6 channel dimmer packs and 2 nr 6 channel Zero88 Betapacks each pack having two x 15A sockets per dimmer channel on the front. Dimmers are located in the Control Room. Max load 10amps per channel.

Please see attached stage lighting plan for indicative circuit locations. **Please note that currently the house lights and feature crown lights are patched into dimmer channels 34, 35 & 36. Please check with theatre staff should you wish to unpatch the “crown” lights.**

Lantern Stock (Contact Theatre staff for specific requirements)

Pars

4	500w PAR 56 IEC powered BOX fixtures
8	1Kw PAR 64 LONG NOSE BLACK (with CP62 medium flood lamps)
2	1Kw PAR 64 LONG NOSE SILVER (with CP62 medium flood lamps)

Profiles

2	650w PRELUDE 40 PROFILE (B Size Gobos)
4	650w QUARTET 22/40 PROFILE (M Size Gobos)
6	ETC Source 4 Juniors Zooms (form preset FOH rig, no gobo holders)
1	1 kw T84 PROFILE SPOT
4	650w CCT MINUETTE 18/36 PROFILES (2 with shutters, 2 with irises) (M size Gobos)
4	1kw CANTATA 18/36 PROFILES (B size Gobos)
5	PATT 23 SPOT (with 2 colour frames) (B Size Gobos)
4	650w QUARTET PC SPOT

Fresnels

8	500w NOVA 6” FRESNEL (without barn doors)
8	PATT 123 FRENEL (3 sets of barn doors)
2	PATT 45 FRESNEL
2	650w QUARTET F FRESNEL

Floods

1	500w CODA 3 WAY BATTEN
2	500w CYC FLOOD patt 137
2	500w Minuette flood

Effects

1	ANALOGUE STROBE
8**	LED Par 56
1**	EPSON EMP-TW10H Projector

** additional charges apply. We are also able to source additional items at reduced rates through our hire partners. Please contact the theatre for current rates.

A preset lighting rig is appended to this specification. Incoming companies may alter and adapt the lighting rig but the rig must be returned to the attached preset at the end of your run.

SECTION D – AUDIO & COMMS

The Contract includes for hire of the following basic permanent sound installation:

1 nr 150 watt power amp into 4 ohms

2 nr FOH speakers Located in proscenium arch

1 nr Soundcraft Spirit Studio 16 channel analogue mixing desk. (Jack main out)

1 additional analogue mixing desk 8 nr xlr / 6.3mm jack stereo inputs to 6.3mm jack main out L & R.

1 nr induction loop

16/4 stage box with tails to control box.

Show relay system to dressing rooms and control box. (linked to induction loop)

Playback equipment includes the use of a single channel CD player and a Mac Book running Qlab.

COMMUNICATIONS

Communication between FOH and backstage is via a Granite Comms system with 4 nr belt backs and headsets. 2 outputs are located in the control room and 1 in each wing.

Additional walkie talkies are available on request.

A Show relay system operates to all dressing rooms and to the control room.

SECTION E - ACCESS EQUIPMENT

2 nr Zarges Trade 3 section 12 rung access ladders for rigging purposes. These should be left in a clean and tidy condition.

2 nr 10 rung step ladders are available for painting sets and general use.


SECTION F – NOTES TO COMPANY MANAGER

- We are sorry but backstage areas are not presently accessible to disabled performers and staff.
- All Stage Lighting must be removed from the grid as requested or returned to a standard layout on completion of your run. Colour gel may be left in.
- All patch cables should be removed from the dimmers and left neatly in the tray.
- All cables must be neatly coiled and returned to the Control Room store.
- The sound desk is to be re-patched to its default setting before you depart.
- Please leave the venue in a reasonably tidy condition as you find it.
- Please ensure that no noise is made outside the Theatre after 11pm.

55 54 53 55 54 53 55 54 53

52 51 50 49 48 47 46 45 44 43 42 41

40 39 38 37 36 35 34 33 32 31 30 29 28 27 26 25 24 23



**KINGS
THEATRE
GLOUCESTER**

AUDITORIUM

22 21 20

19 18 17

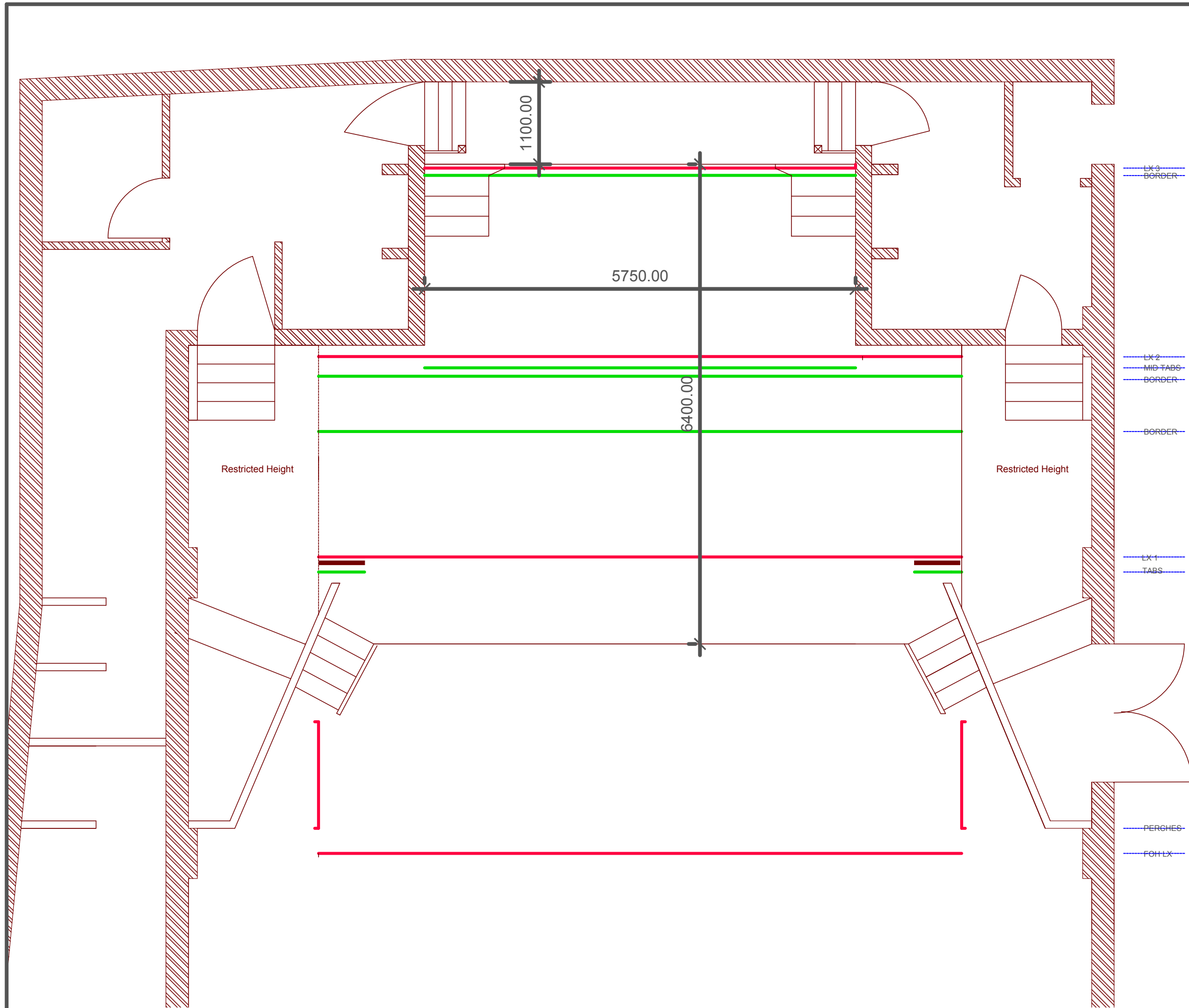
STAGE
LIGHTING
15amp
**CIRCUIT
LAYOUT**


16 15 14 13 12 11 10 9 8 7 6 5 4 3 2 1

NOT TO SCALE

Revisions

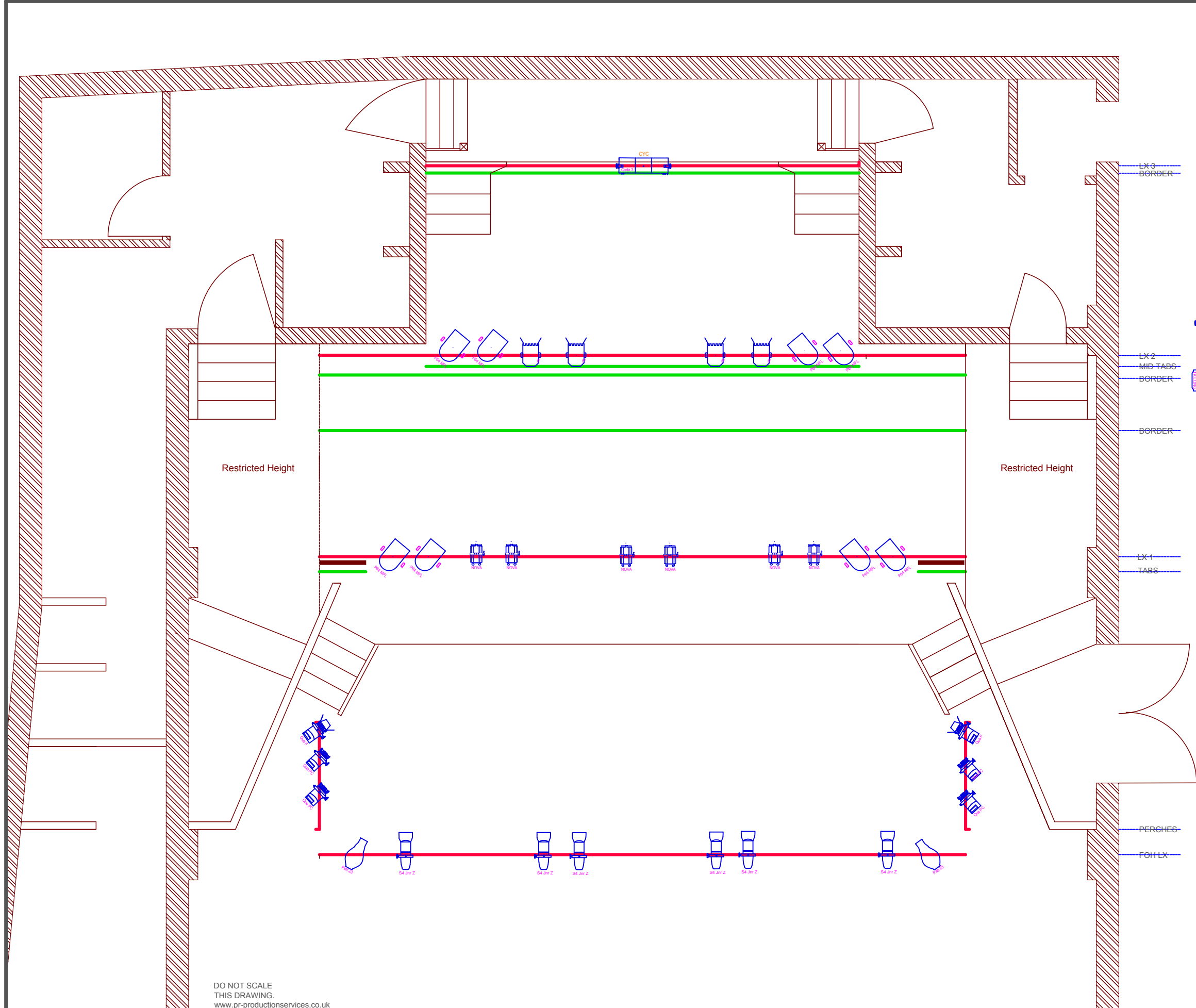
Date:	Description:
20.7.15	Rev A - Winter 2015 patch added
10.03.16	Rev B 2016 Plot















	
<p>THE KINGS THEATRE</p>	
<p>Approximate Stage Dims</p>	
<p>Hanging Plot KT01 B</p>	
Scale: NTS	Date: Mar 16
Drawn By: P J R	

Revisions

Date:	Description:
20.7.15	Rev A - Winter 2015 patch added
10.03.16	Rev B 2016 Plot



-  Patt 123
-  Minuette
-  Par 64 MFL
-  Coda 3
-  Cantata 18 / 32
-  Prelude 40
-  Quartet F
-  Quartet PC
-  Quartet Profile
-  Nova 6" Fresnel
-  Patt 23
-  S4 Junior Zoom



THE KINGS THEATRE

Preset Lighting Rig

Hanging Plot KT01 B

Scale: NTS	Date: Mar 16	Drawn By: P.R
---------------	-----------------	---------------

DO NOT SCALE
THIS DRAWING.
www.pr-productionservices.co.uk